



District Report Card: 2017


State: Bihar	District: Gopalganj
Class: 5	Subject: Language
Schools: 61	Students: 1325


Participation/Coverage


Students

<div>GENDER</div> <div></div>	Boys		Girls	
	Number	%	Number	%
	577	43.55	748	56.45

<div>AREA</div> <div></div>	Rural		Urban	
	Number	%	Number	%
	1250	94.34	75	5.66

<div>CATEGORY</div> <div></div>	SC		ST		OBC		GEN	
	Number	%	Number	%	Number	%	Number	%
	259	19.55	41	3.09	907	68.45	118	8.91

<div>CWSN</div> <div></div>	LD	VI	HI	S&LD	ID	Oth
	2	23	0	2	1	0

<div>Management</div> <div></div>	Government		Government-aided	
	Number	%	Number	%
	1285	96.98	40	3.02

Average Performance of Students in Language (%)

Overall	Gender		Area		Management		Social Group			
	Male	Female	Rural	Urban	Govt.	Aided	SC	ST	OBC	GEN
63.96	64.04	63.89	65.02	46.31	63.80	69.17	63.45	62.76	63.69	67.57

Performance on Learning Outcomes (LOs)

Learning Outcomes	Description	Average Performance(%)
L504	Reads and comprehends independently storybooks, news items/ headlines, advertisements etc.	60.12
L508	Reads text with comprehension, locates details and sequence of events	65.88

Range of Performance of Students who Answered Correctly							
Below 30%		30% - 50%		50% - 75%		Above 75%	
Number	%	Number	%	Number	%	Number	%
106	8.00	261	19.70	528	39.85	430	32.45

Lowest Performing Learning Outcomes (LOs)

- 1 - Reads and comprehends independently storybooks, news items/ headlines, advertisements etc. (60.12)
- 2 - Reads text with comprehension, locates details and sequence of events (65.88)